

Residential Building Fire Trends

Fire Estimate Summaries present basic data on the size and status of the fire problem in the United States as depicted through data collected in the U.S. Fire Administration's (USFA's) National Fire Incident Reporting System (NFIRS). Each Fire Estimate Summary addresses the size of the specific fire or fire-related issue and highlights important trends in the data.

Note: Fire Estimate Summaries are based on the USFA's national estimates methodology. The USFA is committed to providing the best and most current information on the United States fire problem and, as a result, continually examines its data and methodology. Because of this commitment, changes to data collection strategies and estimate methodologies occur, causing estimates to change slightly over time. Previous estimates on specific issues (or similar issues) may have been a result of different methodologies or data definitions used and may not be directly comparable to current estimates.

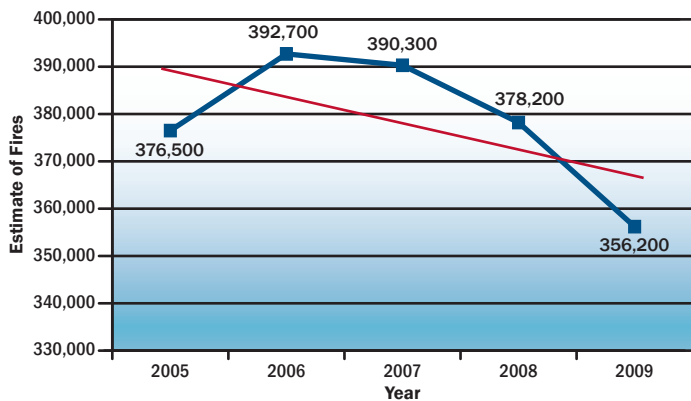
National estimates for residential building fires in 2009, the most recent year data are available, are:

- Fires: 356,200
- Deaths: 2,480
- Injuries: 12,600
- Dollar Loss: \$7,259,800,000

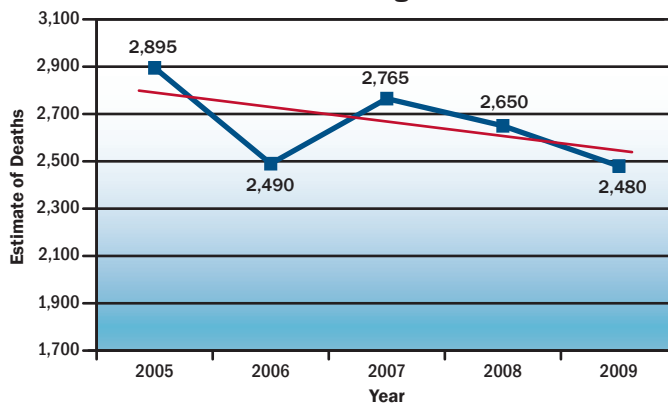
Overall trends for residential building fires for the 5-year-period of 2005 to 2009 show:

- A 6% decrease in fires.
- A 10% decrease in deaths.
- A 3% decrease in injuries.
- A 7% increase in dollar loss. (Note: This overall constant dollar loss trend takes inflation into account by adjusting each year's dollar loss to its equivalent 2009 value.)

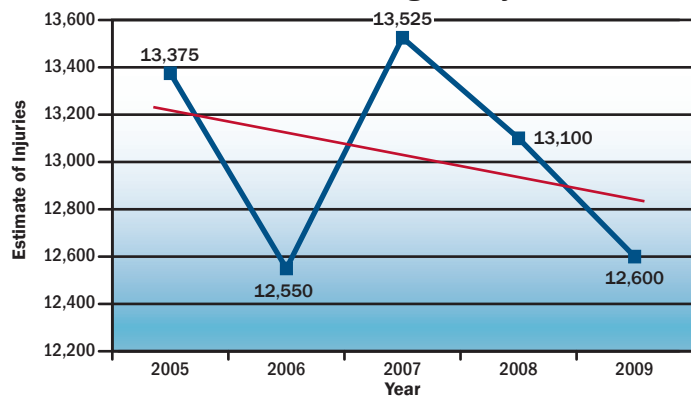
Residential Building Fires



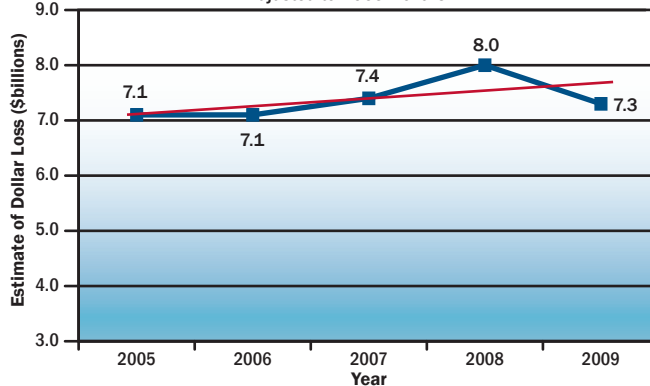
Residential Building Fire Deaths



Residential Building Fire Injuries



Residential Building Fire Dollar Loss
Adjusted to 2009 Dollars



FEMA

U.S. Department of Homeland Security • U.S. Fire Administration
National Fire Data Center • Emmitsburg, Maryland 21727
www.usfa.fema.gov/statistics/

